



# Europeana Foundation Governing Board Meeting

Paper 6B  
Public

5 March 2018  
9h30 – 16h45 CET  
[Koninklijke Bibliotheek Prins  
Willem-Alexanderhof  
5, 2595 BE The Hague](#)  
Koopman Room I5.200

## Content report

*Action proposed: For discussion*

### **Circulation:**

Europeana Foundation Governing Board Members & Observers

### **Classification:**

Public





# Europeana – Core Service Platform

## CONTENT REPORT - February 2018

<b>Revision</b>	1.0
<b>Date of submission</b>	12 February 2018
<b>Author(s)</b>	Pierre-Edouard Barrault, Henning Scholz
<b>Dissemination Level</b>	Public



Co-financed by the European Union  
Connecting Europe Facility

## REVISION HISTORY AND STATEMENT OF ORIGINALITY

### Revision History

Revision No.	Date	Author	Organisation	Description
1	14/02/2018	Pierre-Edouard Barrault, Henning Scholz	EF	Final draft

### Statement of originality:

This deliverable contains original unpublished work except where clearly indicated otherwise. Acknowledgement of previously published material and of the work of others has been made through appropriate citation, quotation or both.

The sole responsibility of this publication lies with the author. The European Union is not responsible for any use that may be made of the information contained therein.

## Table of Contents

<b>Summary</b>	<b>4</b>
<b>Overview</b>	<b>4</b>
<b>Europeana Publishing Framework</b>	<b>4</b>
<b>Content in Europeana by Country - Top 15</b>	<b>5</b>
<b>Content in Europeana by Provider - Top 15</b>	<b>7</b>
<b>Content in Europeana by Copyright Status</b>	<b>9</b>
<b>Content in Europeana by Type</b>	<b>11</b>

## Summary

Qualitative highlights since September 2017	Outcome
EFG is adding literals and improving the data structure semantics of various datasets (context of the Data quality plan)	Improved consistency of the related datasets
The National Digital Library (Finnish national aggregator) updated the dataset from the National Gallery of Finland with CCO licence	One of the best dataset in Europeana gets open (10K records)

Quantitative highlights since September 2017	Outcome
CARARE and Federacja Bibliotek Cyfrowych updates	Almost 450K new records added
The Europhoto aggregator has been fully deactivated.	Consistent removal of Tier 0 content (800K records)

## Overview

Currently Europeana.eu features content from 44 countries in 39 languages across more than 3,700 data providers. In total there are **51,528,117** objects available in Europeana.eu. Several partners have submitted new or updated metadata to Europeana in the last months, including CARARE, Federacja Bibliotek Cyfrowych and European Film Gateway (EFG).

In line with the Europeana Foundation's business plan and working towards its strategic plan 2015-2020, Europeana is working on improving the richness and the quality of the metadata present in the Europeana repository. This is being achieved by asking Europeana's partners to review the presence, quality and consistency of metadata fields, such as the description, title, date (created or issued), coverage (spatial or temporal). In addition to this Europeana is focusing on increasing the number of digital objects labelled with rights statements that enable re-use, and also on the provision of direct links to media files of high quality.

An important part of all the actions performed by the Data Partners Service team has been related to improving datasets management and consistency, such as merging/splitting of datasets or attribution to different providers. Data quality improvement was also performed by implementing dataset updates which were either improving records metadata overall, or by removing several hundreds of thousands of records and replacing them with less but better (metadata wise) records.

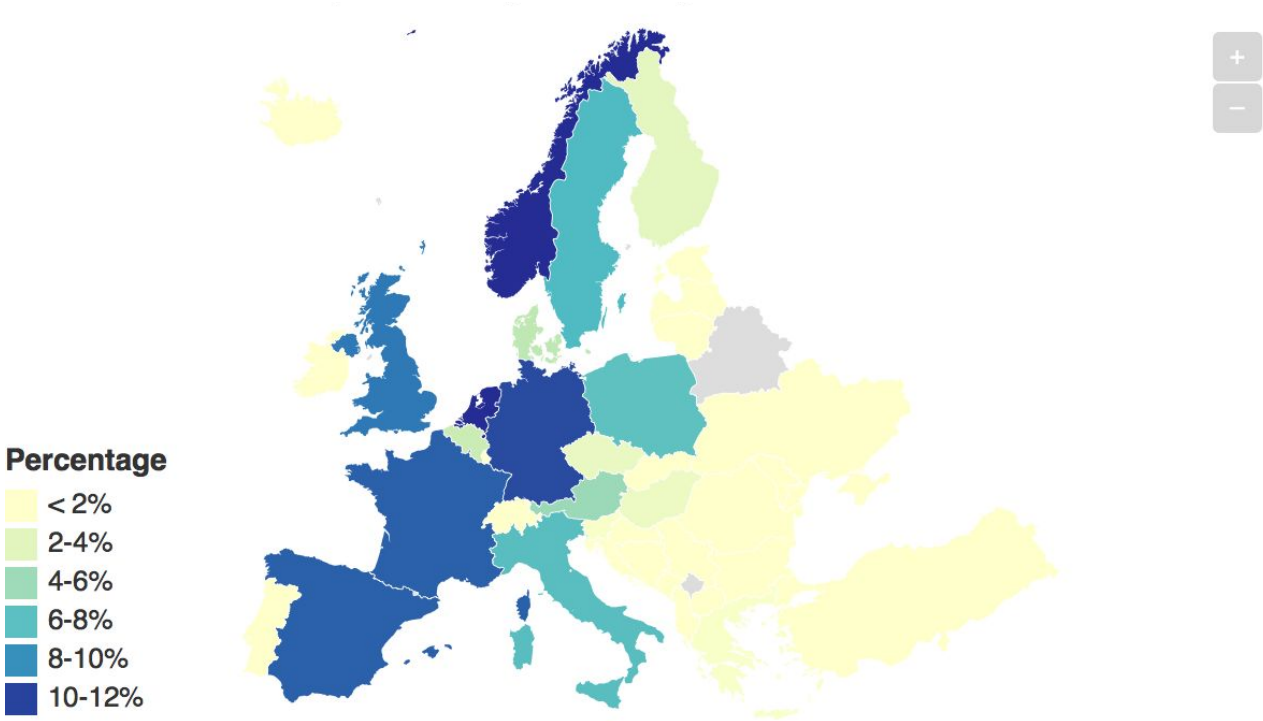
## Europeana Publishing Framework

**Improvement of data quality:** we aimed to increase the percentage of Tier 3 and 4 material to at least 16% of the total by end of 2017. Due to technical problems we are currently not able to extract the up to date numbers to report on the progress against the tiers of the Europeana Publishing Framework. Based on estimations we believe that we are at 18% of the total but this will need to be confirmed and we will include the figures in the next content report.

## Content in Europeana by Country - Top 15

Looking at the country division of metadata throughout the **51,528,117** digital objects available in Europeana.eu, the Netherlands, Norway, Germany, France, Spain, United Kingdom and Italy provided the majority of the content. Countries contributing less than one per cent of the content are Estonia, United States Of America, Portugal, Lithuania, Romania, Latvia, Switzerland, Slovakia, Ireland, Bulgaria, Croatia, Luxembourg, Serbia, Malta, Cyprus, Russia, Israel, Iceland, Moldova, Turkey, Ukraine, Macedonia, Albania, Holy See (Vatican City State), Montenegro, Bosnia And Herzegovina.

Country	Total February 2018	Percentage	Difference with November 2017
Netherlands	5,402,600	10.5%	-507,107
Norway	5,401,420	10.5%	-71,417
Germany	5,073,361	9.9%	-328,059
France	4,812,340	9.3%	-90,598
Spain	4,795,140	9.3%	-33,231
United Kingdom	4,469,727	8.7%	26,329
Sweden	3,312,756	6.4%	-294,829
Italy	3,140,005	6.1%	-284,291
Poland	3,051,161	5.9%	463,454
Austria	2,107,287	4.1%	-41,971
Denmark	1,619,149	3.1%	-103
Belgium	1,451,554	2.8%	-77,417
Finland	972,728	1.9%	-58,451
Czech Republic	852,960	1.7%	-105,921
Hungary	815,495	1.6%	45,535
Other	4,250,434	8.3%	-297,431
<b>Total</b>	<b>51,528,117</b>	<b>100%</b>	<b>-1,655,508</b>



**Figure 2.** Content in Europeana by country



## Content in Europeana by Provider - Top 15

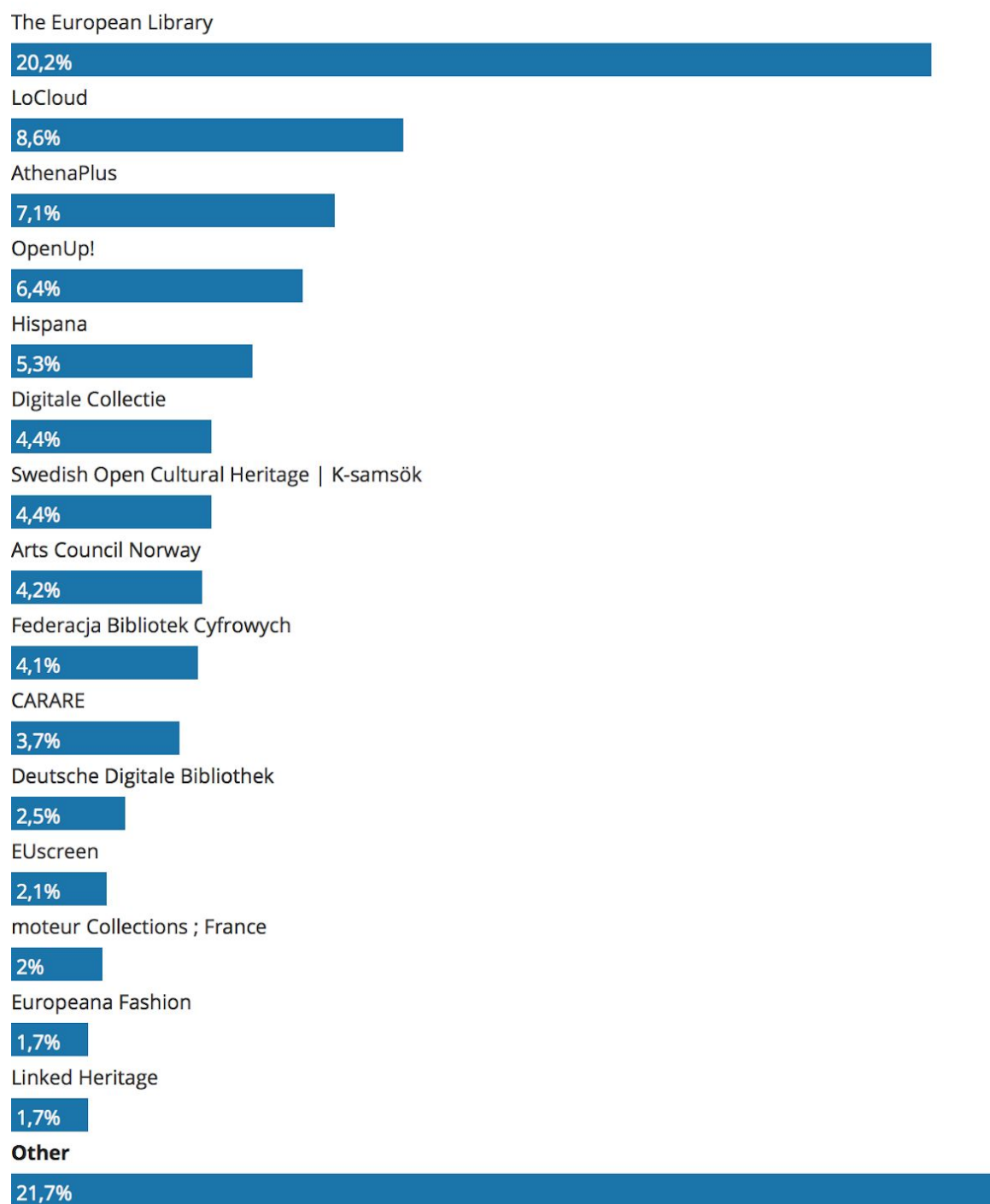
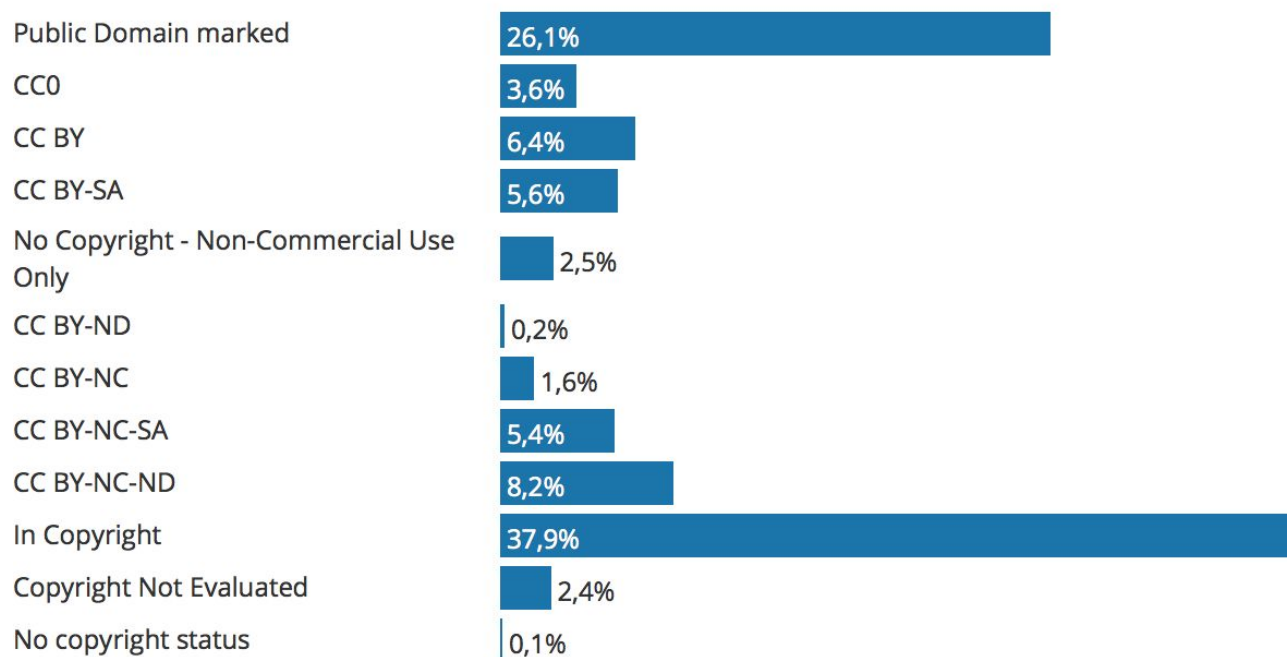


Figure 2. Europeana Content by Provider - Top 15

<b>Provider</b>	<b>Total February 2018</b>	<b>Percentage</b>	<b>Difference with November 2017</b>
The European Library	10,388,773	20.2%	-51,733
LoCloud	4,409,447	8.6%	0
AthenaPlus	3,636,349	7.1%	-403,540
OpenUp!	3,296,462	6.4%	56,072
Hispana	2,743,767	5.3%	10,808
Digitale Collectie	2,282,442	4.4%	66,365
Swedish Open Cultural Heritage   K-samsök	2,274,664	4.4%	66,889
Arts Council Norway	2,159,547	4.2%	0
Federacja Bibliotek Cyfrowych	2,111,596	4.1%	221,903
CARARE	1,924,660	3.7%	413,644
Deutsche Digitale Bibliothek	1,303,738	2.5%	-60,598
EUScreen	1,062,560	2.1%	-240,378
moteur Collections ; France	1,010,165	2.0%	-53,897
Europeana Fashion	867,177	1.7%	-194,210
Linked Heritage	860,952	1.7%	-149,213
Other	11,195,818	21.7%	-1,337,620
<b>Total</b>	<b>51,528,117</b>	<b>100%</b>	<b>-1,655,508</b>

## Content in Europeana by Copyright Status



**Figure 3.** Europeana Content by Copyright Status

<b>Rights statement</b>	<b>Total February 2018</b>	<b>Percentage</b>	<b>Difference with November 2017</b>
<b>Open for re-use (with attribution)</b>			
Public Domain marked	13,470,845	26.14%	391,399
CC0	1,852,094	3.59%	14,759
CC BY	3,320,405	6.44%	16,380
CC BY-SA	2,883,156	5.60%	207,755
<b>Subtotal</b>	<b>21,526,500</b>	<b>41.78%</b>	<b>630,293</b>
<b>Open for re-use with restrictions</b>			
No Copyright - Non-Commercial Use Only	1,313,292	2.55%	0
CC BY-ND	105,309	0.20%	10,258
CC BY-NC	801,095	1.55%	-57,064
CC BY-NC-SA	2,757,333	5.35%	104,068
CC BY-NC-ND	4,236,765	8.22%	71,885
<b>Subtotal</b>	<b>9,213,794</b>	<b>17.88%</b>	<b>129,147</b>
<b>Subtotal re-use</b>	<b>30,740,294</b>	<b>59.66%</b>	<b>759,440</b>
<b>No re-use</b>			
In Copyright	19,516,424	37.88%	-2,255,835
Copyright Not Evaluated	1,232,478	2.39%	-149,507
No copyright status	43,759	0.08%	-4,768
<b>Subtotal</b>	<b>20,729,248</b>	<b>40.23%</b>	<b>-2,473,523</b>
<b>Total</b>	<b>51,528,117</b>	<b>100.00%</b>	<b>-1,655,508</b>

### Content in Europeana by Type

	IMAGE	TEXT	SOUND	VIDEO	3D	Total
All	27,294,557	22,353,526	709,289	1,144,830	25,915	51,528,117